

CoastalCondo


LIVING.COM

MYRTLE BEACH, SC

Population: 226,992

Homes Sold 2005 **13,821** **\$172,000** med. price
 Homes Sold 2006 (thru 9/30) **8,715** **\$214,000** med. price
 Condos Sold 2005 **9,358** **\$192,699** avg. price
 Condos Sold 2006 (thru 10/27) **5,398** **\$220,552** avg. price



photo courtesy of Myrtle Beach Chamber of Commerce



GREATER COLUMBIA, SC

Population: 689,878

Homes Sold 2005 **10,632** **\$132,000** med. price
 Homes Sold 2006 (thru 9/30) **8,374** **\$140,000** med. price



CHARLESTON, SC

Population: 594,899

Homes Sold 2005 **15,663** **\$191,000** med. price
 Homes Sold 2006 (thru 9/30) **11,833** **\$208,000** med. price
 Condos Sold 2005 **3,480** **\$242,462** avg. price
 Condos Sold 2006 (YTD) **1,577** **\$266,637** avg. price

photo courtesy of the Charleston Area CVB



HILTON HEAD, SC

Population: 137,849

Homes Sold 2005 **2,046** **\$440,000** med. price
 Homes Sold 2006 (thru 9/30) **1,551** **\$415,000** med. price
 Condos Sold 2005 (thru 9/30) **1,849** **\$247,900** med. price
 Condos Sold 2006 (thru 9/30) **660** **\$310,500** med. price

photo of the Harbour Town Lighthouse at The Sea Pines Resort courtesy of the Hilton Head Island Visitor & Convention Bureau

statistical notes

*MSA - Metropolitan Statistical Area

** Population based on U.S. Census 2005 estimates
 Hilton Head reported data for both 2005 and 2006 for months January-September only.

©Media Services, Inc., 2006.

No part of this map may be reproduced electronically, in print or on the Internet without expressed permission from the publisher.

